


# PIPRO

TP660P **60-cell**

275 - 295W  
poly



## KEY FEATURES



**Excellent Anti-PID performance**  
2 times of industry standard Anti-PID test by TUV SUD



**IP68 junction box**  
The highest waterproof level



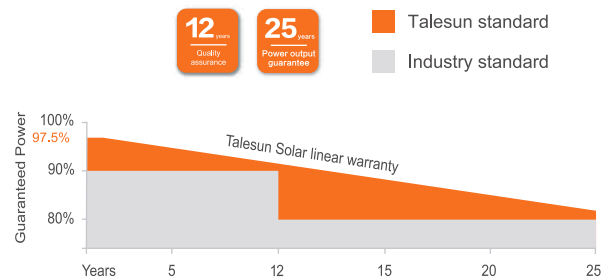
**Lower temperature coefficients**  
Enhance power generation

## SYSTEM & PRODUCT CERTIFICATES

- IEC 61215 / IEC 61730 / UL 1703
- ISO 9001 : 2015 Quality Management System
- ISO 14001 : 2015 Environment Management System
- ISO 45001: 2018 Occupational Health and Safety Management Systems



## PERFORMANCE WARRANTY



## ELECTRICAL PARAMETERS

### Performance at STC (Power Tolerance 0 - +3%)

Maximum Power(Pmax/W)	275	280	285	290	295
Operating Voltage(Vmpp/V)	31.0	31.3	31.7	32.0	32.3
Operating Current(Imp/A)	8.88	8.95	9.00	9.07	9.14
Open-Circuit Voltage(Voc/V)	38.2	38.5	38.7	39.0	39.3
Short-Circuit Current(Isc/A)	9.49	9.57	9.65	9.73	9.81
Module Efficiency $\eta_m(\%)$	16.5	16.8	17.1	17.4	17.7

### Performance at NMOT

Maximum Power(Pmax/W)	205.1	208.7	212.6	216.3	220
Operating Voltage(Vmpp/V)	28.7	29	29.2	29.5	29.7
Operating Current(Imp/A)	7.15	7.21	7.27	7.34	7.4
Open-Circuit Voltage(Voc/V)	35.5	35.8	36	36.2	36.5
Short-Circuit Current(Isc/A)	7.67	7.74	7.8	7.87	7.93

STC: Irradiance 1000W/m<sup>2</sup>, Cell Temperature 25°C, Air Mass AM1.5 NMOT: Irradiance at 800W/m<sup>2</sup>, Ambient Temperature 20°C, Air Mass AM1.5, Wind Speed 1m/s

## MECHANICAL SPECIFICATION

Cell Type	Poly-Crystalline Silicon(5Busbar)
Cell Dimensions	158.75*158.75mm (6inches)
Cell Arrangement	60(6*10)
Weight	19kg(41.9 lbs.)
Module Dimensions	1665*1002*35mm (65.55*39.45*1.38inches)
Cable Length	900mm(35.43inches)
Cable Cross Section Size	4mm <sup>2</sup> (0.006inches <sup>2</sup> )
Front Glass	3.2mm High Transmission, Tempered Glass
No.of Bypass Diodes	3/6
Packing Configuration (1)	30pcs/carton, 840pcs/40hq
Packing Configuration (2)	30+4pcs/carton,1carton/pallet, 896pcs/40hq
Frame	Anodized Aluminium Alloy
Junction Box	IP68

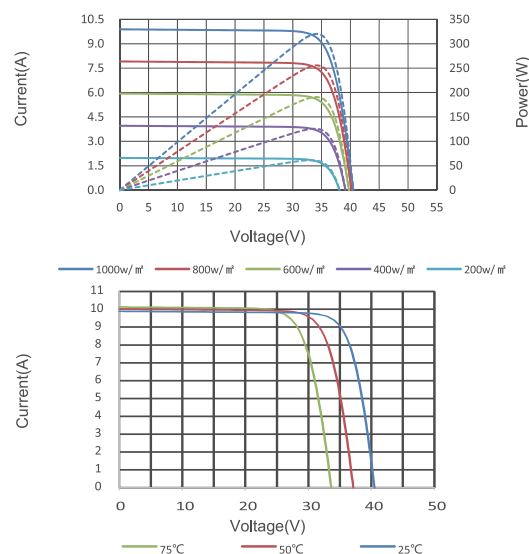
## OPERATING CONDITIONS

Maximum System Voltage	1000V/DC(IEC)/1500V/DC(IEC)
Operating Temp	-40°C~+85°C
Maximum Series Fuse	20A
Static Loading	5400Pa
Conductivity at Ground	≤ 0.1Ω
Safety Class	II
Resistance	≥100MΩ
Connector	MC4 Compatible

## TEMPERATURE COEFFICIENT

Temperature Coefficient Pmax	-0.40%/°C
Temperature Coefficient Voc	-0.31%/°C
Temperature Coefficient Isc	+0.06%/°C
NMOT	43±2°C

## I-V CURVE



## TECHNICAL DRAWINGS

