

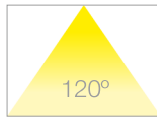
Eficiencia Ecológica

LINEAL 9W

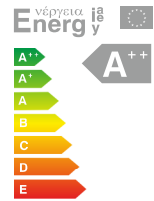
LED SAMSUNG inside

AC 50/60Hz
50.000h
Ra = 80
3.000K 826 lm
4.000K 936 lm

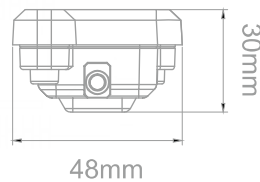
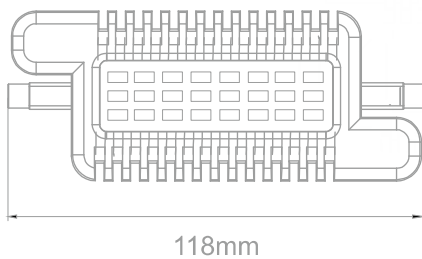

BEAM ANGLE



LUZ
UNIFORME



TAMAÑO REAL
REAL SIZE
GRANDEUR RÉELLE
TATSÄCHLICHE GRÖÖE
GRANDEZZA NATURALE
ФАКТИЧЕСКИЙ РАЗМЕР
الحجم الحقيقي



LINEAL LED 9W R7S ~220/240V 4.000 K
LINEAL LED 9W R7S ~220/240V 3.000 K



100.000
on off